



The Vette Set

Volume 61

Issue 03

January 2024

- Save The Wave -



Roger Miller On The Track At The Fall 2023 Autocross Event At PPIR



The Vette Set

Colorado Springs Corvette Club, Inc.
Monthly Newsletter

Volume 61 Issue 03 January 2024

"The general purpose of CSCC is to encourage planned trips, events and social activities for members of CSCC; to act as a source of technical information; to establish rules and regulations covering all activities of CSCC; to provide and regulate events and exhibitions of Corvettes; and to encourage careful and skillful driving on public highways; and to own personal property as needed for the foregoing purposes."

Happy New Year

TABLE OF CONTENTS

• <u>CLUB AND MEETING INFORMATION</u>	<u>PAGE 3</u>
• <u>RECENT MEETING MINUTES</u>	<u>PAGE 4</u>
• <u>CLUB CALENDAR</u>	<u>PAGE 4</u>
• <u>CLUB AMBASSADOR TO NATIONAL CORVETTE MUSEUM</u>	<u>PAGE 6</u>
• <u>C8 CORVETTE PRODUCTION NEWS</u>	<u>PAGE 7</u>
• <u>MEMBER SPOTLIGHT</u>	<u>PAGE 8</u>
• <u>CORVETTE TRIVIA QUIZ</u>	<u>PAGE 9</u>
• <u>CORVETTE C4, C5, C7 AND C8 TECH TIPS</u>	<u>PAGES 11 – 14</u>
• <u>CSCC CORVETTE 101 PART 3</u>	<u>PAGE 15</u>
• <u>2024 AUTOCROSS LOCATION DETAILS</u>	<u>PAGE 16</u>
• <u>EVENT FLYERS AND INFO</u>	<u>PAGES 17 – 20</u>
• <u>CORVETTE TRIVIA ANSWERS</u>	<u>PAGE 21</u>
• <u>CSCC MARKETPLACE</u>	<u>PAGES 22 – 23</u>
• <u>ADMINISTRIVIA</u>	<u>PAGE 25</u>

2024 Officers

President

Scott Cronk
719-201-8070
president@**

1st Vice President

Todd DeSchepper
832-431-8115
1stvp@**

2nd Vice President

Rick McGuffin
719-210-8929
2ndvp@**

Secretary / Editor

Pete DeFelice
808-729-5777
secretary@**

Treasurer

Gary Yale
719-659-9408
treasurer@**

Governor

Walt Jenkins
719-337-1143
governor@**

Board Members

Chris Capshaw

719-440-9039
boardmember1@**

Jodi DeSchepper

281-635-7314
boardmember2@**

Jerry Phillips

719-574-5200
boardmember3@**

Denise Phillips

719-440-3302
boardmember4@**

**coloradospringscorvetteclub.org

Archive Custodian

Larry Valentine

Merchandise

Tony & Kristi Gonzalez

Webmaster

Scott Cronk (Temp)

NCM Ambassador

Barrett Benson

Highway Beautification

Gary Walters & Ted Severn

Club And Meeting Info

Club Meeting Information

Monthly business meetings are scheduled on the first Thursday of the month.

The next club meeting:
7:00 P.M. Thursday, Feb. 1, 2024
Meeting Location
[Mike Maroone Chevrolet North](#)
1570 Auto Mall Loop, Colorado Springs, CO

Board Meeting Information

Board Meetings are held on the Tuesday prior to the monthly business meeting.

The next board meeting:
Tuesday, January 30, 2024
Hosted by Jodi DeSchepper
Conducted by E-Mail

50 Members Present at the January Meeting despite snow!

- | | | | |
|---------------------|----------------------|----------------------|----------------------|
| 1. John Amen | 14. Jodi DeSchepper | 27. Bob Knowles | 40. Ron Urban |
| 2. Gail Applekamp | 15. Todd DeSchepper | 28. Laurie Loewen | 41. Tom Ury |
| 3. Scott Applekamp | 16. Steve Dombrowski | 29. Lorren Loewen | 42. Vicki Ury |
| 4. Todd Barnhardt | 17. Brian Enger | 30. Jeff Markewich | 43. Gwenda Valentine |
| 5. Winnie Bochnak | 18. Peggy Ferron | 31. Rick McGuffin | 44. Larry Valentine |
| 6. Mike Burks | 19. Jerry Fox | 32. Joel Midkiff | 45. Jay Whalen |
| 7. Chris Capshaw | 20. Tony Gonzalez | 33. Roger Miller | 46. Tanya Whalen |
| 8. Jonathan Capshaw | 21. Kristal Harrison | 34. Ralph Olson | 47. Ronald Wynn |
| 9. Jim Covey | 22. Rex Harrison | 35. Richard Palkovic | 48. Debbie Yale |
| 10. Stephanie Covey | 23. Tricia Jackson | 36. Mike Smith | 49. Gary Yale |
| 11. Scott Cronk | 24. Walt Jenkins | 37. Wayne Timura | 50. Joe Zaccagnino |
| 12. Pete DeFelice | 25. Dan Johnson | 38. Gerry Turner | |
| 13. Nani DeFelice | 26. Jolene Johnson | 39. Jeanne Urban | |

Guests Present at the January Meeting – Welcome!

1. Jeremy and Betsy Klinger, 2011 Supersonic Blue Z06 Coupe, Carbon Edition

The Club President encourages everyone to leave feedback in our online suggestion box that will be reviewed monthly by the board prior to each membership meeting. Access the [CSCC suggestion box here](#).



Spring is coming ...

January Meeting Minutes

The January meeting was called to order at 7:00 p.m. on January 4th 2024 by Club President Scott Cronk.

Thanks again to Maroone Chevrolet-North, and several anonymous door prize donors. Door prizes were chosen by the meeting attendee winners! Also, thanks once again to Maroone Chevrolet-North staff for providing the great facilities, tables, chairs and pre-meeting waters and snacks.

President's Comments – Scott Cronk wished all a Happy New Year. Future plans include a projection system for club meetings, more Garage Nights and a formation of a team to focus on improving club autocross events.

Treasurer's Report – Gary Yale said our club funds remain fairly comfortable. New annual club sponsors added nearly \$600 to our coffers .

Secretary Report – Pete DeFelice

-No corrections or updates to the December 2023 minutes were noted. The December 2023 minutes were approved as posted.

-With respect to club sponsors, **we have 3 new annual sponsors:** J9's Luxury Auto Detailing, Clear Wealth Management, and Kassira Wealth Management.

-J9's Luxury Detailing offers 10% club member discounts. Clear Wealth and Kassira Wealth Mgmt. offer complimentary first consultations to CSCC club members.

-Remember, O'Reilly Auto Parts 10% nationwide corporate discount code for CSCC members is **3419318**. Just tell the cashier you are a CSCC member and provide the code number when you make that O'Reilly's purchase.

NCM Museum Update – Barrett Benson

Barrett didn't make this meeting due to inclement weather but check out Barrett's article in this issue.

Past Events

CSCC Christmas Party was discussed with no issues.

New Business

50 / 50 Drawing

Jay Whalen scored this month's 50 / 50 drawing. Happy New Year Jay! WooHoo.

New Cars – Upgrades – Special News:

-John Amen is building an '81 Corvette project car with LS3 power. Nice!

-Jeff Markewich announced a monthly Cars & Coffee Show at his office every 3rd Saturday. See flyer in this issue ...

Merchandise – Tony Gonzalez is looking for ideas for new Corvette merch. Contact him with your ideas!

Governors Report – Walt Jenkins

-Walt spoke of finishing up the upgrades to the NCCC and club websites.

-He also discussed that he secured the Emergency Vehicle Operations Center (EVOC) for club autocross events in 2024. Price will be \$25 per car at each event. See the EVOC article in this issue.

Upcoming Club Events & Activities:

-Winnie Bochnak announced her annual Dub Bridge Night for Feb 17th. See flyer in this issue.

-2024 Fun-In-The-Sun Car Show will be a Peoples Choice Show this year vs. a Judged "Concours Show" as in years past.

-Updated 2024 Club Roster distribution Feb Membership Meeting. E-Mail the Club Secretary any changes you require ASAP. (pdef53@gmail.com)

New Members – Rick McGuffin

Two guests were in attendance; Jeremy and Betsy Klinger. They own a 2011 Z06.

The meeting was adjourned at 7:35 p.m. yet abbreviated socializing continued as the CSCC membership put the Maroone Service Bay back together ...

Upcoming 2024 Calendar / More!

<u>Date</u>	<u>Event</u>	<u>Location</u>	<u>Point of Contact</u>
Jan 30	CSCC Board Meeting	E-Mail Correspondence	Jodi DeSchepper
Feb 01	7 pm CSCC Club Meeting	Mike Maroone Chevrolet North	Scott Cronk
Feb 01	2024 CSCC Annual Roster Release	To Members	DeFelice and Yale
Feb 17	Dub Bridge Game Night	Bochnak Res. 45 Pauma Valley Drive	Winnie Bochnak
Mar 05	CSCC Board Meeting	Panino's Restaurant Downtown	Todd DeSchepper
Mar 07	7 pm CSCC Club Meeting	Mike Maroone Chevrolet North	Scott Cronk
Jun 01	Fun-In-The-Sun Corvette Show	Mike Maroone Chevrolet North	McGuffin and DeFelice
Jul 21	Cone Zone Autocross	Douglas County Emerg Veh Ops Ctr (EVOC)	Larry Valentine
Jun 08	Canon City Annual Car Show	The Abbey in Canon City, Hwy 50	CC Car Show
Jun 08 or Jul 27	CSCC Annual Summer Picnic	DeSchepper Residence	Scott Cronk
Aug 10	Maroone Charity Corvette Show	Mike Maroone Chevrolet North	McGuffin and VOLUNTEER
Aug 26 – 04 Sep	National Corvette Caravan	Bowling Green KY	Chris Capshaw
Sep 20 – 22	Gunnison Weekend	Gunnison CO (Hotel TBD)	TBD
Oct 20	Fall Autocross	Douglas County Emerg Veh Ops Ctr (EVOC)	Walt Jenkins
Nov 03	S'no Flakes Rallye	Location TBD	Ted Severn
Dec 12 or 19	Annual CSCC Christmas Party	Wedgewood Wedding Hall	TBD

Colorado Car Events Over Next SIX months: [Colorado Car Events](#)

Calendar dates as of January 15, 2024.

For the latest updates, flyers, and pictures, check out events on our webpage: [Colorado Springs Corvette Club](#)



C5 Chevrolet Corvette



C6 Chevrolet Corvette



C6 Z06 Chevrolet Corvette



C7 Chevrolet Corvette



C8 Chevrolet Corvette

- We specialize in Corvettes. Our tuner specializes in fuel injection and forced induction.
- We can help with your naturally aspirated or carbureted project too!
- Need a baseline or a full tune on your Corvette? UPP has you covered either way!
- We tune in house on a Dynamometer capable of measuring 1800+WHP per axle.
- Full dyno tunes are by appointment only, as we want to spend as much time with your Corvette as needed to meet your goals.
- Give us a call today for a comprehensive list of what we can tune, pricing and availability!
- We offer sales and installation of complete twin turbo systems complete with custom fabricated compatible plumbing and fuel delivery systems
- Our ASE Certified technicians are in-house fabricators that can design and build anything from intercooler piping to a full tube-frame chassis.
- Whether it be a simple fix on a cracked manifold or a custom exhaust for your race car, we have the experience and resources to build whatever you need!

• **10% DISCOUNT FOR COLORADO SPRINGS CORVETTE CLUB MEMBERS**

UPP now offers a full tune for C8s and we are currently doing R&D on a twin turbo kit for the C8 platform as well

UPP offers the best in aftermarket suspension options. We are direct retailers for:

Belltech | Eibach | D2 | Koni | KW Suspension | KYB | RSR | Tein & More!
Our trained technicians can handle all of your suspension needs, from factory upkeep to full coil-over conversions.

CONTACT US

<https://uppturbo.com/>

📍 6035 Terminal Ave Colorado Springs, CO

📞 (719) 575-0202

✉️ sales@uppturbo.com



Clear Wealth

Management

"Helping clients create financial clarity."



Complimentary
Consultation
for CSCC Members

Jeffrey S. Markewich

JeffM@CreateClarity.US

www.CreateClarity.US

719-357-7747

Securities and Advisory Services
offered through LPL Financial,
A registered investment advisor

Member FINRA / SIPC



Ambassador

**Club Ambassador
to the NCM**
Barrett Benson
bsqaured@q.com

National Corvette Museum
corvettemuseum.org
1.800.538.3883



CORVETTE ASSEMBLY PLANT TOURS STILL SUSPENDED

As of this date, the Corvette assembly plant tours remain suspended. As more information becomes available, it will be shared by the Museum and I will pass it on. As stated in the December 2023 Vette Set, the Museum will remain open to the public and continue regular operations. Check the NCM website for hours of operation.

NCM SCHEDULED EVENTS FOR 2024

If you are planning a visit to the Museum in 2024, you may want to take-in one or more of the scheduled events. The NCM recently published its scheduled 2024 on-site events and exhibits.

EXHIBITS

March 15 - December 31, 2024: *Luster-Realism and Hyperrealism in Contemporary Automobile and Motorcycle Painting.* The traveling exhibit is comprised of 55+ paintings by 15 of today's artists.

June, 2024: *Ground to Sky – the February 12, 2014 Sinkhole Re-Imagined.* The Cave-In exhibit includes documents, moments, machines and memories of that day.

October 2024: *An American Love Affair - Pop Culture and the Corvette.* This exhibit will include new Corvettes, artifacts, and displays in the Skydome.

ON-SITE MUSEUM EVENTS

April 25 - 27, 2024: *Annual Michelin Bash* (First On-Site event for 2024)

May 1 - 31, 2024: *Military Appreciation Month.* The Mobil 1 sponsored event includes Vets 'n Vettes, which began on 2008 and was held on Veteran's Day until last year.

June 2024: *The 92ND 24 Hours of LeMans.* The endurance race is scheduled for June 15-16, 2024 at the Circuit de la Sarthe in LeMans, France. In the past, the NCM was one of three world-wide venues that carried the broadcast live with viewing in the NCM theatre. The dates of the viewing event have not been announced as yet. Registrants will have access to the Museum for the entire time period.

August 29 – 31, 2024: *30TH Anniversary Birthday Celebration.* The Celebration includes the 26TH Hall of Fame Induction Ceremonies. The HOF inductees have not been announced. Chris Capshaw is leading the CSCC caravan and has the details for this exciting road trip.

Note: If you insure your Corvette through the NCM, buy raffle tickets, become a member or renew your membership, or attend a Museum event, please let me know at a meeting or by e-mail. Thanks.

C8 Corvette Production News

by GM Authority

2024 Corvette E-Ray Production Has Started

Production of GM's first-ever hybrid, all-wheel-drive Vette, the 2024 Chevy Corvette [E-Ray](#), is slowly getting under way, having begun Monday night, December 11th at the GM Bowling Green plant in Kentucky where all Corvettes sports are produced.

The start of 2024 Corvette E-Ray assembly, which a GM employee memo called a "historic moment in Corvette history" per a report by *The Detroit News*, was apparently filmed, though the video has not yet been made available to the public.

The hybrid drivetrain was introduced to give the E-Ray thrilling performance off the starting line rather than for environmental reasons according to an October discussion and first drive shared by Jay Leno and Corvette Executive Chief Engineer Tadge Juechter. The hybrid AWD setup develops 655 peak horsepower and delivers a zero to 60 mph time of 2.5 seconds, while also allowing the new Corvette variant to cover the quarter-mile in a mere 10.5 seconds.

To achieve these impressive results, the 2024 Corvette E-Ray is motivated by the naturally aspirated [6.2L V8 LT2](#) gasoline engine, located as usual behind the cockpit. The E-Ray shares the LT2 with the C8 Corvette Stingray, but pairs the ICE powerplant with a single front-mounted electric motor and 1.9 kWh battery pack. The V8 powers the rear wheels, while the electric motor motivates the front wheels.

GM pulled the sheets on the Chevy E-Ray early in 2023 on the 70th anniversary of the Corvette's original launch, with the start of regular production (SORP) originally scheduled for Monday, October 23rd 2023. This date was then pushed back to Monday, November 27th, though this planned start also failed to materialize.

In addition to its North American rollout, the 2024 Chevy C8 Corvette E-Ray will arrive in Australia in 2024. It will be the third of the Corvette variants to go on sale Down Under, with the C8 Stingray already available and the C8 Z06 soon to arrive in Oceania. The Australian E-Ray will be produced in a right-hand-drive (RHD) configuration and will be sold by General Motors Specialty Vehicles, or GMSV.



Featuring:

Richard (Rex) & Kristal Harrison

This Australian couple, from Canberra, first fell in love with Corvettes in the 1980's while watching television. For them the C3 "shark" body style was the ultimate Corvette. There was also no question of the color. It had to be RED! As luck would have it they found and purchased a 1981 red coupe in June of 2022 and then joined CSCC in October later that year.



Rex joined the Air Force in 1990 and is currently the Australian Liaison Officer to the U.S. Space Force. Kristal is currently employed by the Australian Federal Police (AFP) and works in airport communications.

Rex and Kristal have been married for 30 years and first met at the Australian Defence Force Academy in Canberra. (Comparable to US Military Service Academies). Krystal was in the Army branch and Rex was in the Air Force branch. While in the same military communications class Rex sat next to Kristal and told a joke. She laughed at his joke thus sparking the beginning of their romance. Rex then asked Kristal to go see Scottish Comedian Billy Connolly. He did already have tickets and had already asked several others to go before asking Kristal. She said that was okay as she really wanted to go see this comedian.



Their daughter, Tegan, is 26 years old and lives in Canberra and works at the National Archives of Australia. Tegan actually is to be credited for Rex and Kristal's start in training guide dogs for the blind. The Harrison's first came to California 11 years ago (military move) when Teagan was 15. She was not happy with the move and told her parents that she wanted a puppy. They decided that training a dog for the blind would be the best way to go. Tegan did most of the training for that dog. Rex and Kristal's latest training was with Dolby, who many of you met at meetings and car shows. Dolby just recently went to be with his new family a few months ago.



Kristal loves to sew (anything) and is into crafting as well. She is currently learning, Krav Maga, an Israeli Martial Art form. Rex is into cars and is currently working on his PhD in military history. Last year they took an Alaskan cruise and loved it. This year they will visit Michigan and North Carolina and will then have visited all US 50 states! They are looking forward to trying autocross this year. They have enjoyed the car shows, the cruise to Gunnison, and have participated in the highway beautification projects.

Unfortunately for CSCC Members, the Harrisons will head back Down Under at the end of this year so be sure to have a chat with them before they leave.

FUN FACTS: Kristal entered a Brazilian Jiu Jitsu competition in 2019. Rex learned the historic European martial art of swinging an English long sword. He also got to see a little bit of the C5 hot weather testing in Alice Springs, Australia in 1995, where the average summer temperature is 110 degrees. He got his nickname Rex, from the actor Rex Harrison.



Corvette Trivia Quiz C4 Edition

by Scott Applekamp (Answers on Page 16)

- The 1993 40th Anniversary (RPO Z25) package-equipped Corvettes are collector's items all by themselves. If you have access to a time machine, what option should you go back in time and order with your 40th Anniversary to make sure it's even more of a "keeper?"
 - AC3
 - FX3
 - ZR1
 - Z25
- On July 2, 1992, a white Corvette roadster with red interior rolled down the assembly line in Bowling Green, Kentucky. It marked what milestone in the number of Corvettes built?
 - 100,000
 - 1,250,000
 - 2,000,000
 - 1,000,000
- In 1989, the Corvette got a 6-speed gearbox as a no-cost option. It was made by what German supplier?
 - Getrag
 - ZF
 - Mercedes
 - Porsche
- In 1989 what was the purpose of the Corvette 6-speed manual "by-pass" feature?
 - To help you get to 6th gear that much faster
 - To be able to operate the 6-speed more like an automatic by reducing the number of gears to row through
 - To force you to "short shift" from 1st to 4th in order to meet CAFE standards
- In 1984, one of the features premiered by Chevrolet on the '65 Mako Shark II show car finally made its appearance on a production Corvette. Which feature was it?
 - Clamshell hood that lifted part of the fenders with the hood
 - Polished side exhausts
 - Optional rear window louvers that went flat at the touch of a button
 - Direct Fuel Injection
- In 1992, a newly designed Corvette small block engine was introduced, recalling the name/code of a great engine in the Corvette's past. What was it called?
 - L79
 - LT1
 - LT4
 - L76
- In 1986, in a real departure, Chevrolet agreed to run off a special limited edition of fifty Corvettes to honor a specific Corvette dealer. This Commemorative Edition had its own special two-tone paint job. What dealership was so honored?
 - Motion Performance Chevrolet
 - Nickey Chevrolet
 - MacMulkin Chevrolet
 - Malcolm Konner Chevrolet
- In 1992, a new Corvette chief engineer was named. Can you pick him out of this list of famous Corvette personalities?
 - Zora Arkus-Duntov
 - Joe Pike
 - Jerry Palmer
 - Dave Hill
- In 1996 the LT4 optional engine had several features that made it more desirable than the standard LT1. Which feature listed was not part of the LT4 package in 1996?
 - 330-hp
 - 10.8 compression ratio
 - new aluminum head design
 - Crane roller rocker arms
 - automatic transmission
 - revised cam profile
- Due to painting difficulties, what color turned out to be extremely rare in the 1994 Corvette?
 - Admiral Blue
 - Copper Metallic
 - Black Rose Metallic
 - Polo Green Metallic

Correction: Thanks to a CSCC C4 Expert, an error was discovered on Question 7 on the Dec 2023 Trivia page.

The C4 Grand Sport Edition was only offered as a 1996 model. Our trivia source indicated they were built and sold in late '95 and '96, all as '96 models but your editor misinterpreted this as GS models being offered as '95 and '96 models, which is incorrect.



Our Services

Clear Bra

Ceramic Coating

cQuartz Services

Powder Coating

Paintless Dent Repair

Car Detailing

Headlight Restoration

Over 6500+ Colors To Choose From



We are your powder coating source to recolor
Brake Calipers – Wheels – Engine and Suspension Parts

We do Paint Protection, Window Tint and More

**10% DISCOUNT FOR COLO SPRINGS CORVETTE CLUB MEMBERS
(MANY ARE OUR CUSTOMERS ALREADY)**

Check Out Our Beautiful Creations Here:
<https://modfinishes.com/custom-gallery/>

CALL US TODAY

719.418.2428

Mod Finishes

6055 Terminal Ave

Colorado Springs, CO 80915

[E-Mail Us](mailto:info@modfinishes.com)

Phone: (719) 418-2428


<https://modfinishes.com/>

Hours of Operations:

Monday – Friday 9:00AM – 6:00PM

Saturday – Sunday Closed

Keep In Touch



KWM Kassira Wealth Management

<https://kassira.com/>

Contact Brandon at: 719.477.3132 or

brandon@kassira.com

*Free Consultation and Investment Review for CSCC Members

Kassira Wealth Management

A Track Record of Success in Investment Planning

We Are a Fiduciary No Fee Arrangements We Are Experts 100% Independent And Transparent



Wealth Management

We provide investment and financial planning to individuals and families



Retirement Plan Services

For Companies and Organizations looking for retirement plan expertise and comprehensive service.

C4 Tech Info – By Popular Demand

From Corvette Central, Tech Blog

C4 Upper Ball Joint Replacement

Figure 1. Replacing the ball joints in a C4 isn't as hard as most people think, although it is a bit time consuming and a complete front-end alignment is required after the installation is complete. The hardest part of this project is the removal of the upper control arms, but once they're out of the car, the rest of the project is fairly straight forward, so that's where we'll pick it up here.

Figure 2. The stock factory ball joint still in the control arm at the left and the [new replacement ball joint](#) at the right. The original has seen better days for sure, and that's why it's being replaced.

Figure 3. The ball joints are riveted to the control arms at the factory, so the first task is to drill out the heads of the rivets, then knock the rivets out using a punch and a ball peen hammer.

Figure 4. Here's the cleaned-up control arm after removing original ball joint. A 3M scuff pad or some steel wool can be used to clean up the aluminum control arm prior to installing the new ball joint.

Figure 5. Installing the new ball joints is simply a matter of bolting them in using the supplied hardware and securing them with the nylon lock-nuts. Supporting the control arm with a block of wood makes the job a bit easier.

Figure 6. Here's the refurbished control arm with new ball joints and bushings installed, all cleaned up and ready to re-install in your C4.




Figure 1




Figure 2



Figure 3




Figure 4




Figure 6




Figure 5

C5 Tech Info – By Popular Demand

From Corvette Central, Tech Blog

How to Replace C5 Headlight Actuator Module

1. Check Fuses - Here's the problem: your Corvette's headlights are stuck in the Up position and won't retract automatically. To get them back down, they must be lowered using the knobs on the backs of the headlight motors. Fuses are the first items to check before you go any further, and that means checking them on both the inside and under-hood fuse panels.

2. Use Jack Stands & Inserts - Always use jack stands to prop your car up while working on it. Use a [jack insert](#) in the frame rails of your C5 Corvette to avoid any rocker panel damage when jacking.

3. Check Headlamp Maxi-Circuit Breaker - The finger is pointing to the 20 amp headlamp maxi-circuit breaker (#52) (Figure 1) on the instrument panel fuse block located on the passenger side under the toe board.

4. Remove Breaker - Remove the maxi-circuit breaker (Figure 2) before changing the control module, as you don't want any current going through the circuit wire while you're working on it.

5. Raise & Unplug Right Headlamp - Open the hood and raise the right headlamp manually if it isn't already up. Then unplug the right headlamp wiring connector from the forward lamp wiring harness. (Figure 3) You should then see the actuator control module. It looks like this. (Figure 4)




6. Remove Closeout Panel - Go under the car and remove the front fascia lower closeout panel by removing the bolts that attach it to the wheelhouse panel. (Figure 5)

7. Remove Valance Panel - Remove the bolts that hold it to the valance panel. The closeout panel can then be removed by pulling down on it.

8. Release Brake Caliper Cooling Duct - Once that's out of the way, release the brake caliper cooling duct from the front fascia and reposition the duct so you have access to the actuator control module above it. (Figure 6)

9. Unplug Connectors - Unplug the two connectors from your Corvette's actuator control module. (Figure 7)

10. Replace Headlight Actuator Control Module - Use a 10mm socket or nut driver to remove the two bolts that retain the module, and then replace it with the new one. Secure it with two bolts, plug the connectors back in, reposition the cooling duct, and replace the closeout panel — making sure you secure all components with the fasteners removed previously. Next, plug in the headlamp wiring harness connector, replace the 20 amp maxi-circuit breaker, and check out your now properly functioning headlights. Job complete! (Figure 8)



C7 Tech Info – By Popular Demand

C7 Launch Control *from C7 Owners Manual and Zic Motorsports*

Launch Control assists Corvette drivers in accelerating from a standing start, which can shave seconds off your time at track days or drag strip. The steps to enabling Launch Control are a little different for automatic and manual Corvette Z51s and non-Z51s.

Non-Z51 C7 Automatics

1. Select or switch to TRACK mode.
2. Press the button in the middle of the mode selector dial twice to show “Competitive Mode” on your driver’s display.
3. Press the brake down HARD (like a panic stop).
4. Press the accelerator all the way to the floor smoothly and quickly. This will stabilize your RPMs between 2200-2500 RPMs. You can hold it there as long as you want, just make sure they are stabilized.
5. Release the brake quickly. The computer will compensate for everything and give as little wheel spin as possible.

Non-Z51 C7 Manuals

1. Selector switch to TRACK mode.
2. Press the button in the middle of the mode selector dial twice to put it in PTM Performance Traction Management (PTM) mode. You can select any of the sub-modes in PTM.
3. Press the clutch all the way in and put it in 1st gear.
4. Press the accelerator all the way to the floor smoothly and very fast to stabilize your RPMs around 4500 RPMs. Hold it there as long as you want, but make sure they are stabilized.
5. Release the clutch quickly but smoothly. You may get a little chirp of tires, but the computer will compensate for everything and give as little wheel spin as possible.

C7 Z51 Automatics

1. Select or switch to TRACK mode.
2. Press the button in the middle of the mode selector dial twice to put it in PTM mode. You can select any of the sub-modes in PTM.
3. Press the brake down HARD (like a panic stop).
4. Press the accelerator all the way to the floor smoothly and quickly. This will stabilize your RPMs between 2200-2500 RPMs. You can hold it there as long as you want, just make sure they are stabilized.
5. Release the brake quickly. The computer will and give as little wheel spin as possible.

C7 Z51 Manuals

1. Selector or switch to TRACK mode.
2. Press the button in the middle of the mode selector dial twice to put it in PTM mode. You can select any of the sub-modes in PTM.
3. Press the clutch all the way in and put it in 1st gear.
4. Press the accelerator all the way to the floor smoothly and very fast to stabilize your RPMs around 4500 RPMs. Hold it there as long as you want, but make sure they are stabilized.
5. Release the clutch quickly but smoothly. You may get a little chirp of tires, but the computer will compensate for everything and give as little wheel spin as possible.

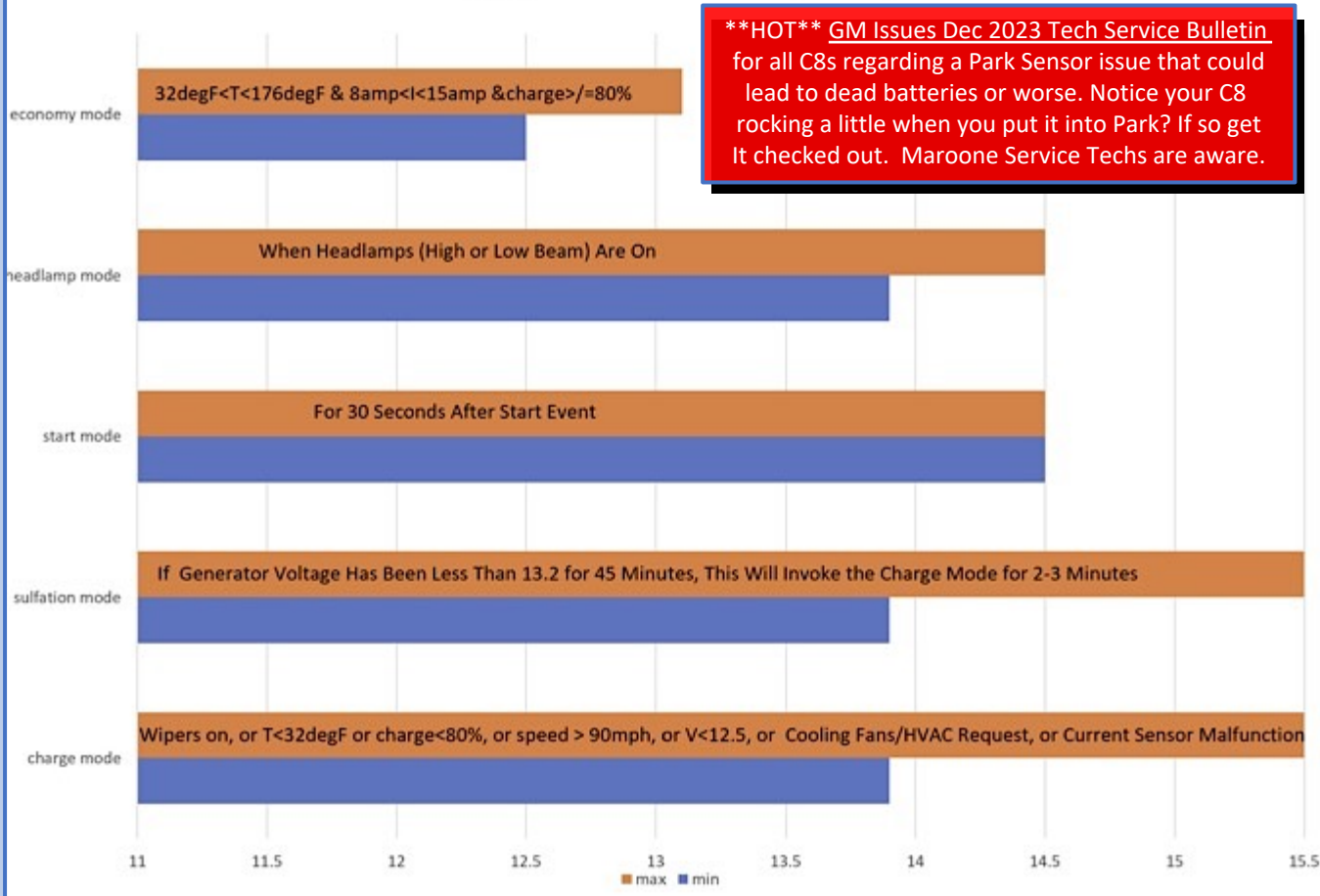


C8 Tech Info – By Popular Demand

From Corvette Forum, C8 Tech Performance Page and GM Service Manual

Charging System Modes and Voltages Ranges

Figure 1



Many C8 Owners have had battery issues, to include dead batteries on brand new cars. Many times this happens with no apparent drain on the system. GM Service Techs have been quoted as saying there's over 50 computer systems running on a C8, even when shut off. Many of these computers "wake up" every 15 minutes or so to determine current vehicle status. Here's some info on C8 charging rates. During normal driving the voltage gauge shows around 12.5 volts. Many times, the gauge jumps to 13 volts for a second. sometimes it jumps to 14 volts for a few seconds. GM Service Tech said this is normal.

In fact, this is normal on modern GM vehicles. The voltage is regulated based on a combination of battery state and electrical demand. This method puts less load on your engine thereby saving gas. After review of the GM Corvette Service Manual description of the charging modes it says there are 5 different charging modes depending on various conditions. Each will have a different range of alternator output voltages. Those alternator output voltages are what you will be reading when the car is running. A graphic illustration of the voltage ranges for each mode is shown above, that you may find interesting. (Figure 1)

Keeping all this in mind, does the C8 charging system maintain the battery voltage at a fully charged state? You may notice when that it seems that even after driving or other times when one would expect to see about 12.5 volts, the actual voltage is less. When you plug in the Battery Maintainer (Figure 2) after running the car, it will indicate the battery is not fully charged, and take a while to show "fully charged."

The C8 charging system is very similar to the C7's; as it does not hold the battery at maximum charge but it holds it at optimum charge based on a variety of conditions. In conjunction with care and use of your Battery Maintainer, you will have no problem getting 4-5+ years out of a properly maintained factory AC Delco battery.

Figure 2 GM Battery Maintainer



Z51 – A sport package option above the basic Corvette model which readies the car for track use and harder driving. Stickier tires, bigger brakes, improved cooling and exhaust, enhanced traction, and depending on generation, a power increase are typical in the Z51 package.

Z06 – The Z06 option / model makes the Corvette legitimately track-ready. It includes grippier tires, stiffer suspension, further cooling for the engine and brakes, downforce-generating aero package, and stronger brakes all around. In addition, it includes significantly increased horsepower and in many generations, a wider body to accommodate these upgrades.

Z07 – A performance upgrade package specifically for C7 and C8 Corvette Z06 models. It includes a Carbon fiber aero package with larger front splitter, front-corner dive planes, a larger rear wing and underbody strakes, a unique FE7 suspension with specific Magnetic Ride Control 4.0 calibrations, Michelin Sport Cup 2R ZP tires developed specifically for the Z06, available carbon fiber wheels (on C8 versions) that deliver a 41-pound reduction in unsprung mass and Brembo carbon ceramic brake system featuring larger, 15.7-inch-diameter front rotors and 15.4-inch-diameter rear rotors.

ZR1 – Simply put, it's the ultimate Corvette model of each generation. ZR1 was first used on the C3 Corvette, where it indicated a strengthened transmission, more powerful brakes, upgraded cooling, and stiffer suspension. Similar enhancements remained hallmarks of later ZR1s. For the C4 generation, called the ZR-1 (hyphen), it included an exclusive 5.7-liter engine with dual-overhead camshafts, contrasting the standard engine's pushrod valvetrain. For the C6 ZR1 (no hyphen) a supercharger was added to its 6.2-liter engine for 638 hp, while carbon ceramic brakes and numerous carbon-fiber body components added lightness. Chevrolet revived the ZR1 badge for the final edition of the C7, and made it the hardest-core Corvette to date. Again, a supercharger was used, this time a larger unit which necessitated a bulging hood to fit. That, plus stronger engine internals resulted in a power output of 755 hp, making it the most powerful production Corvette ever. Extensive aerodynamics were part of this performance package, including an available carbon-fiber wing, which provided 950 pounds of downforce. As of this writing, a C8 ZR1 is currently in advanced development with testing underway at the Nürburgring track in Germany. This C8 ZR1 version is expected to be released by 2025.

Z Mode – Not to be confused with any of the above models, all C8 Corvettes have a feature called *Z Mode*. This mode is enabled by a button on the steering wheel to provide instant access to a customized calibration of the driver's preferred suspension settings, steering feel, exhaust note, dash display and transmission / powertrain settings. So why is it called "Z" ? It's a specific tribute to the automotive vision of none other than Zora Arkus-Duntov, the legendary GM engineer and so-called "Father of the Corvette." He knew a mid-engine layout would elevate the Corvette to new heights, but sadly he never lived to see it come to fruition.



Zora Arkus-Duntov

ZOO – Place in many cities where wild animals can be safely viewed.

Location For 2024 CSCC Autocross Events

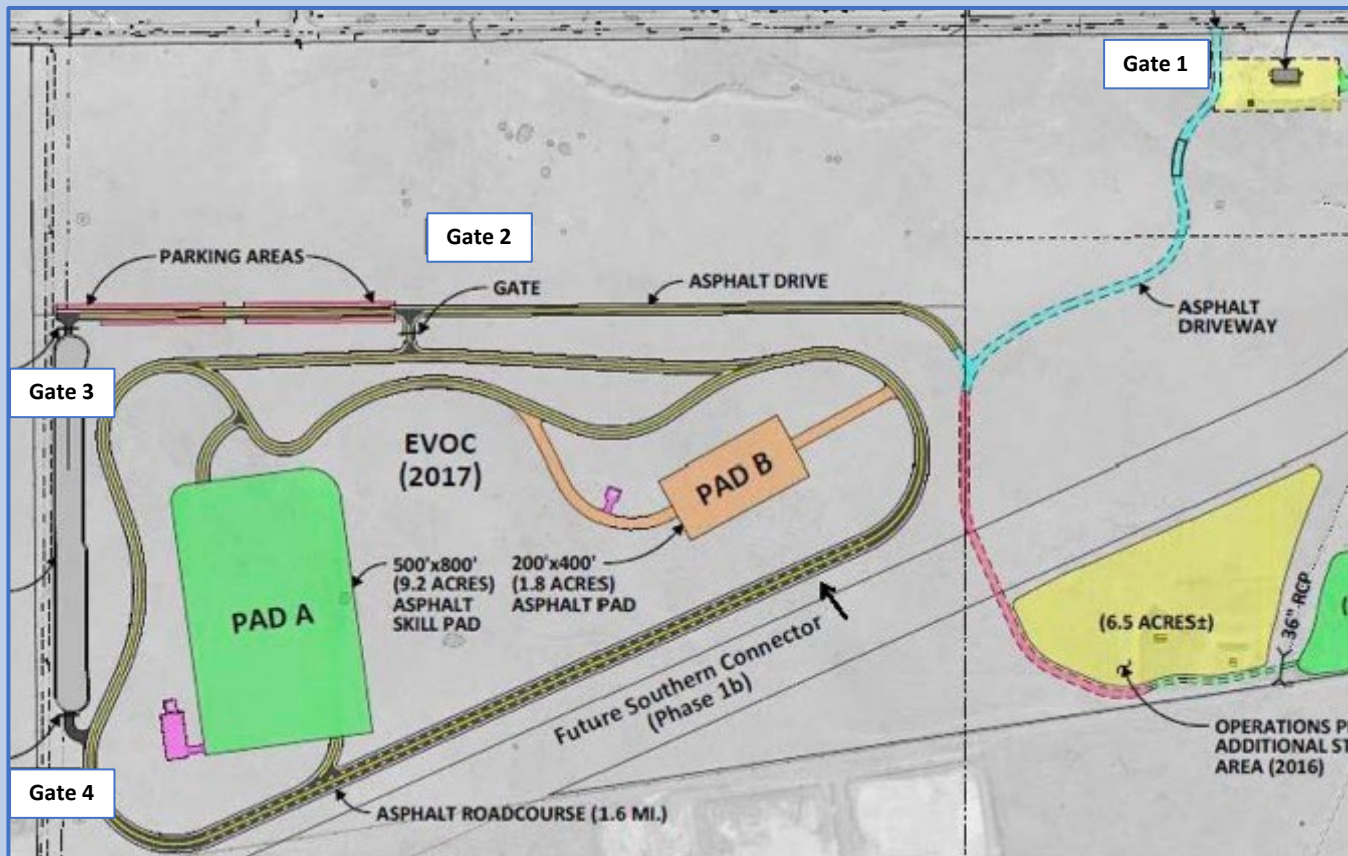
by Walt Jenkins



Our Club Governor, Walt Jenkins has secured Code 303 Douglas County Emergency Vehicle Operation Center (EVOC), for our 2024 Autocross Events. It's a public-safety driver training facility owned by Douglas County and managed by the Highlands Ranch Law Enforcement Training Foundation. It is a place to teach advanced decision making; safe pursuit driving and pursuit termination; low speed technical driving skills; day and night driving; weather skills; vehicle dynamics and limitations; law enforcement motorcycle certs; crash investigation training; traffic incident management (TIM); among others. While the EVOC is mostly used for public-safety training, it is also rented it out to approved private users.

Driver Training Facility Details:

Perimeter Driving Course		1.6 miles asphalt paved with .5 mile 4-lane section
Pad A	Cones onsite	Skills Pad: 9.2 acres asphalt paved
Pad B	Cones onsite	Skills Pad: 1.8 acres asphalt paved
TIM Area		2.2 acres concrete roadway (shared with CDOT)
Student Parking		At south end of Liniger Way
Restrooms		Port-o-lets at Student Parking, Skill Pad-A, & Skill Pad-B
GPS Coordinates	Entrance at 8500 Moore Rd.	N 39 48 7986 W 105 02 5956



Saturday, June 8th, at the Abbey in Canon City



18th -Annual-Dub Bridge Card Party

This is a simple fun Card Game. You don't have to know how to play to join in the fun. Some knowledge of a deck of cards is helpful. If you can follow directions, that is all you really need. **(THIS IS NOT BRIDGE)**. We plan on having around 8 tables. You will be playing with random people. Single people can also sign up.

Sign up by e-mail or at the CSCC meeting.
Payment is due by February 1, 2024.
Any questions call Juanita at 719-488-9660

- WHEN:** Saturday, February 17, 2024
- WHERE:** Bochnak's Parents House
45 Pauma Valley Drive (Gleneagle) 80921
- TIME:** 6:00 p.m.
- COST:** \$10.00 per person
- RSVP:** Sign up and pay Juanita Bochnak at the January or February General Meeting.
No Refunds after Feb. 1, 2024

[Or e-mail us at: mikeandwinnie@aol.com](mailto:mikeandwinnie@aol.com)

- Please bring an appetizer or snack to share
 - Non-Alcoholic Drinks provided
 - PRIZES FOR WINNERS & LOSERS



T-shirts and posters with artwork from artist Darrell Mayabb.

A swap meet for hard to find parts you need or need to sell!

Door prizes & auction for the Fremont County Humane Society

Great variety of food vendors will be on-site all day.

Register online today, download the form from our website, <http://www.canoncarclub.com/>, and mail it at your convenience, or visit us on Facebook, <https://www.facebook.com/CanonCarClub/>



10AM - Noon



Bring A Friend!

Rev Up Your Weekend

6385 CORPORATE DR. 80919
NORTH PARKING LOT



Colorado Cars & Coffee Newsletter

Get details on all the automotive happenings cruises, shows, and more throughout Colorado

See: [Colorado Cars and Coffee](#)



**The 32nd Annual “Fun In The Sun”
People’s Choice Corvette Show
Saturday, June 1st, 2024
10am – 2pm**



\$25.00 Per Entry

Mike Maroone Chevrolet North

1570 Auto Mall Loop, Colorado Springs, CO 80920



On Site Registration 8am – 10am

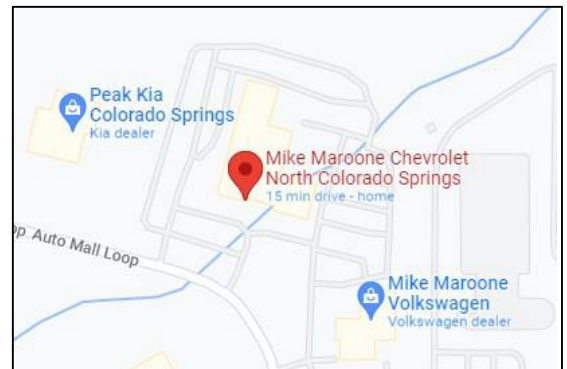
Register Online At:

<https://www.corvettesnccc.org/NCCOnlineRegistration/Programs/Registration.php?eventId=9>

Online Registration Closes 11:00 PM, Thursday, May 30th

**Corvette Classes C1 thru C8 & Custom
3 Trophies/Class, Best of Show, Dealers Choice
Food Service Available**

**Chairperson: Rick McGuffin, 719-210-8929
Chairperson: Pete DeFelice, 808-729-5777
Governor: Walt Jenkins, 719-597-2904
NCCC Sanction Number: RM-183-006**



Non-NCCC members are not covered by NCCC Insurance



The Colorado Springs Corvette Club of
The Rocky Mountain NCCC Region Presents:



**** Cone Zone Autocross ****

4 Low Speed Autocrosses

Sunday – July 21st, 2024

Code 303 Emergency Vehicle Operation Center (EVOC)
8500 N Moore Rd. Littleton, CO 80125



**Directions
to EVOC**

Gates Open at 7:00am

Day of Event Registration Open 7:00am – 8:00am

Tech Inspection:

7:00am to 8:30 am

**** Driver's Meeting at 8:45am for all autocross events ****



Autocross 1 - 9:00 am

Lunch – After Autocross 2 - on your own

Autocross 3 & 4 – After lunch

Autocrosses = \$25 each

Enter all 4 Autocrosses = \$90.00

Online Registration at:

[Click Here to Register](#)

<https://www.corvettesnccc.org/NCCCOnlineRegistration/Programs/Registration.php?eventId=1>

Online Registration closes at midnight on Thursday, July 18, 2024

Checks payable to CSCC and mail to: Gary Yale 4559 CEDARMERE Colorado Springs, CO 80918-4807

(Refundable Pre-Payment must be RECEIVED by Friday, July 19th)

Low Speed Autocross 1: NCCC Sanction # RM-183-001

Low Speed Autocross 2: NCCC Sanction # RM-183-002

Low Speed Autocross 3: NCCC Sanction # RM-183-003

Low Speed Autocross 4: NCCC Sanction # RM-183-004

Exhaust: CLOSED!!!

Car numbers need to be at least 6 inches tall, applied to both sides of the car, and of contrasting color from the car. Snell Approved helmets not more than 10 years from date of manufacture are required for all events. Class 3 cars are required to have and Class 2 cars are suggested to have a Fire Extinguisher. Safety and/or NCCC Rulebook infractions may result in disqualification or rejection from current and future event participation. No refunds will be made in this instance. Restrooms are available.

Note: Non-NCCC participants are NOT covered under NCCC Insurance

Electric Cars are not allowed to race and must be parked at least 30 feet from track

*All Times are Mountain Daylight Time

Trophies for Autocross - \$22.00 each

Governor: Walt Jenkins, waltjenkins@comcast.net 719-337-1143

Chairpersons:

Autocross 1 : Larry Valentine, lvalentine66@msn.com , 719-229-5244

Autocross 2 : Tom Ury, tfury@comcast.net , 719-210-1630

Autocross 3 : Vicki Ury, vury@comcast.net , 719-233-3081

Autocross 4 : Gwenda Valentine, lvalentine66@msm.com . 719-229-5243

Co-Chair: Gwenda Valentine

Co-Chair: Larry Valentine

Co-Chair: Tom Ury

Co-Chair: Larry Valentine



The Colorado Springs Corvette Club of the
NCCC Rocky Mountain Region Presents:

Fall Autocrosses

4 Low Speed Autocrosses

\$25 per race or all 4 for \$90

Sunday – October 20th, 2024

**Directions
to EVOC**

Douglas County EVOC Center

8500 N. Moore Rd. Littleton, CO 80125

Gates Open at 7:00 am, Autocross 1 starts at 9:00 am

Tech Inspection 7:00 to 8:30am
Drivers meeting 8:45am
Course is hot: following meeting

These will be work/run events.

All participants will be required to help
as requested.

Low Speed Autocross 1: Sanction # RM-183-005

Low Speed Autocross 2: Sanction # RM-183-011

Low Speed Autocross 3: Sanction # RM-183-012

Low Speed Autocross 4: Sanction # RM-183-013

Online Registration at:

<https://www.corvettesnccc.org/NCCCOnlineRegistration/Programs/Registration.php?eventId=15>

Registration closes at midnight on October 16th, 2024

Checks payable to CSCC and mail to: Gary Yale 4559 CEDARMERE Colorado Springs, CO 80918

VENMO Payments can be made to @

Exhaust: OPEN

Car numbers should to be at least 6 inches tall, applied to both sides of the car, and of contrasting color from the car.

Snell Approved helmets not more than 10 years from date of manufacture are required for all events. Class 3 cars are required to have and Class 2 cars are suggested to have a Fire Extinguisher.

Safety and/or NCCC Rulebook infractions may result in disqualification or rejection from current and future event participation, No refunds will be made in this instance. Restrooms are available.

Note: Non-NCCC participants are NOT covered under NCCC Insurance.

Electric Cars are not allowed to race and must be parked at least 30 feet from track

Chairpersons:

Walt Jenkins	waltjenkins@comcast.net
Don Adametz	(719) 499-0777
Governor: Walt Jenkins	waltjenkins@comcast.net

January 2024 Corvette Trivia Answers

1. c. ZR1
2. d: 1,000,000.
3. b. ZF
4. c. To force you to “short shift” from 1st to 4th in order to meet CAFÉ standards.
5. a. Clamshell hood that lifted part of the fenders with the hood
6. b. LT1
7. d. Malcolm Konner Chevrolet.
8. d. Dave Hill.
9. e. Automatic transmission
10. b. Copper Metallic



[Click Here For More Info On Our Services](#)

CALL or TEXT now:
719 920 3290

10% DISCOUNT FOR ALL CSCC MEMBERS

FULL DETAILING PACKAGES TINT REVIVIFY PROTECTION FILMS CERAMIC COATING PAINT CORRECTION / BUFFING

J9's Luxury Auto Detailing

Professional Auto Detailing, Tinting, Protection Films and Coatings in Colorado Springs



Welcome to J9's Luxury Auto Detailing, the premier destination for high-end auto detailing services. We pride ourselves on providing the highest level of customer service and quality workmanship. Our team of experienced and skilled professionals use only the professional equipment and techniques to ensure that your car receives the best possible care. From exterior paint correction to interior detailing, we offer a wide range of services that cater to every aspect of your car's appearance.

At J9's Luxury Auto Detailing, we understand that every car is unique and know how to give specialized care and attention down to the last detail. That is why we use only premium grade products that are specifically formulated for optimal performance, not value. We are professionally trained, hold more certifications than any other detail shop in town, are BBB accredited, and are working towards becoming a recognized training center with the International Detailing Association.

CSCC Marketplace

The CSCC Marketplace makes no representations, or warranties regarding the items listed for sale in this newsletter. Please do not contact the Colorado Springs Corvette Club regarding the purchase or the specifications of these vehicles or parts. You should contact the selling party. This page is provided as a courtesy to our club members. The Colorado Springs Corvette Club is not responsible for, or does it make any claims, neither expressed, or implied, as to the mechanical condition, or specifications of any item listed.


For Sale

- 2005 Daytona Sunset Orange Coupe, Auto Trans
- Paint is perfect with zero touch-ups or blemishes
- Body color and transparent roof panels
- Body color ground effects
- Interior is all standard Corvette leather but from a later model ZR1
- All interior parts and engine components that could be painted are also painted in body color
- Wheels are from a 2009 ZR1
- Sale Includes a variety of engine compartment and interior upgrades, car cover and Targa wall mount storage rack
- Mileage is 26,400
- CarFax is clear with no outstanding issues
- Contact Dave Puerta for further details at: 719-442-0053, or davepuerta@comcast.net



For Sale

- 2017 Grand Sport Wheels in Brushed Silver
- Front wheels are 19 x 9.5 Rear Wheels are 20 x 12
- Excellent Condition, no scratches or blemishes
- Asking \$1700
- Contact Ron Wynn at 719-337-9211




For Sale

- C5 Corvette Sport Seats

- Outstanding Condition
- Light Oak with Torch Red Accents
- Synthetic Leather
- Red Stitching on All Seams
- C5 Corvette Logo Embroidery on Headrests
- Rebuilt with NEW Seat Back and Seat Bottom Foam
- \$1000 OBO

Contact Rick Mendoza for further details at:
310-561-5653, or rickmendoza@comcast.net



Looking for an experienced real estate broker?

Luther Benson

Serving sellers and buyers for 34 years in the local market! CS Corvette Club Member since 2017

FREE no pressure consultations!

FREE Market Analysis!

Phone & Text: 719-310-2404

Email: luther@lutherbenson.com

See all homes on the MLS at lutherbenson.com

Experience Matters:

- Proven extensive marketing plan sell my listings fast for top dollar

- Buyer Representation
- Broker Owner
- Over \$125,000,000 SOLD
- NO Gimmicks! Just Results!

Scan to get your home's value:



Colorado Springs Corvette Club



CORVETTE



BONUS!

Every Month you show up to a club meeting, you get your name entered in the pot.

We will draw a name every quarter for the "Corvette Club Member of the Season" (Spring, Summer, Fall, Winter)

You will also receive a special prize!!

Exclusive Club Discounts:

20% OFF Express Services

15% OFF Main Shop Services

10% OFF Accessories



BOOK NOW!
719-867-2990

MikeMarooneColorado.com

1570 Auto Mall Loop
Colorado Springs, CO
80920

CSCC Email Distribution List

To send an email to the entire club click below:
cscvettes@googlegroups.com

All new members are added to the list using their email address from the Club roster.

For questions about the distribution list, please contact:
treasurer@coloradospringscorvetteclub.org

CSCC Email Etiquette

Please limit email use to Club and Corvette-related subjects, or items which may be of interest to the membership.

It is not intended for personal use, commentary, or to air grievances. If a member has a question about the appropriateness of a prospective email, the member needs to contact the Club President for guidance and/or approval.

In order to limit the number of unsolicited emails, when at all possible, please refrain from using the "Reply All" function, and only reply to the original sender.

NCCC National Council of Corvette Clubs Inc.
<https://corvettesnccc.org/>

NCCC Rocky Mountain Region (RMR)
Website
[NCCC Rocky Mt Region Website](#)

For a list of:

- Regional Officers
- Regional Clubs
- Expanded list of the Regional Calendar of Events
- Event Results
- Race Number Registration Form
- Rules and Forms
- NCCC News
- For more, please visit and stay informed

These links are also available on the CSCC web site at: <https://www.coloradospringscorvetteclub.org/>

CSCC Members may place a *PERSONAL* "For Sale" ad in the "VETTE SET" at no charge

For Business Ads, CSCC Members receive a 20% discount (or two months free) when purchasing one-full year

Rates for Non-member Business Ads in Vette Set are below
This includes placing your link on the CSCC Website as well

- | | |
|--------------------------|-----------------|
| • Business Card-Sized Ad | \$10.00 / month |
| • 1 / 4 Page-Sized Ad | \$15.00 / month |
| • 1 / 2 Page-Sized Ad | \$20.00 / month |

Website & newsletter advertising deadline is 10th of the month



Colorado Springs Corvette Club, Inc.
P.O. Box 1986
Colorado Springs, CO 80901

We're on the Web!

<https://www.coloradospringscorvetteclub.org/>

The Vette Set

*Colorado Springs Corvette Club, Inc.
Monthly Newsletter*

Volume 61 Issue 03 January 2024

