



The Vette Set

Volume 61 Issue 02 December 2023



Happy Holidays!





The Vette Set

Colorado Springs Corvette Club, Inc.
Monthly Newsletter

Volume 61 Issue 02 December 2023

Happy Holidays

"The general purpose of CSCC is to encourage planned trips, events and social activities for members of CSCC; to act as a source of technical information; to establish rules and regulations covering all activities of CSCC; to provide and regulate events and exhibitions of Corvettes; and to encourage careful and skillful driving on public highways; and to own personal property as needed for the foregoing purposes."

TABLE OF CONTENTS

• <u>CLUB AND MEETING INFORMATION</u>	<u>PAGE 3</u>
• <u>RECENT MEETING MINUTES</u>	<u>PAGE 4</u>
• <u>CLUB CALENDAR</u>	<u>PAGE 5</u>
• <u>NCCC UPDATE</u>	<u>PAGE 6</u>
• <u>CLUB AMBASSADOR TO NCM</u>	<u>PAGE 7</u>
• <u>C8 CORVETTE PRODUCTION NEWS</u>	<u>PAGE 8</u>
• <u>2023 SEMA TRIP REPORT</u>	<u>PAGE 9</u>
• <u>CSCC ANNUAL CHRISTMAS PARTY</u>	<u>PAGE 10</u>
• <u>CORVETTE TRIVIA QUIZ</u>	<u>PAGE 11</u>
• <u>CORVETTE TECH TIPS</u>	<u>PAGES 12 – 14</u>
• <u>CSCC CORVETTE 101 PART 2</u>	<u>PAGE 15</u>
• <u>CORVETTE TRIVIA ANSWERS</u>	<u>PAGE 16</u>
• <u>CSCC MARKETPLACE</u>	<u>PAGE 17</u>
• <u>ADMINISTRATIVE INFORMATION</u>	<u>PAGE 19</u>

2024 Officers

President

Scott Cronk
719-201-8070
president@**

1st Vice President

Todd DeSchepper
832-431-8115
1stvp@**

2nd Vice President

Rick McGuffin
719-210-8929
2ndvp@**

Secretary / Editor

Pete DeFelice
808-729-5777
secretary@**

Treasurer

Gary Yale
719-659-9408
treasurer@**

Governor

Walt Jenkins
719-337-1143
governor@**

Board Members

Chris Capshaw

719-440-9039
boardmember1@**

Jodi DeSchepper

281-635-7314
boardmember2@**

Jerry Phillips

719-574-5200
boardmember3@**

Denise Phillips

719-440-3302
boardmember4@**

**coloradospringscorvetteclub.org

Archive Custodian

Larry Valentine

Merchandise

Tony & Kristi Gonzalez

Webmaster

Scott Cronk (Temp)

NCM Ambassador

Barrett Benson

Highway Beautification

Gary Walters & Ted Severn

Club And Meeting Info

Club Meeting Information

Monthly business meetings are scheduled on the first Thursday of the month.

The next club meeting:

7:00 P.M. Thursday, Jan. 4, 2024

Meeting Location

[Mike Maroone Chevrolet North](#)
1570 Auto Mall Loop, Colorado Springs, CO 80920

Board Meeting Information

Board Meetings are held on the Tuesday prior to the monthly business meeting.

The next board meeting:

Tuesday, January 2, 2024

Hosted by Gary and Debbie Yale
4559 Cedarmere, Colorado Springs, CO 80918

81 Members Present at the December Meeting

- | | | | |
|----------------------|----------------------|---------------------------|----------------------|
| 1. Don Adametz | 22. Tony Gonzalez | 43. Joel Midkiff | 62. Wayne Timura |
| 2. Gail Applekamp | 23. Jeff Gray | 44. Phillip Moore | 63. Gerry Turner |
| 3. Scott Applekamp | 24. Susan Gray | 45. Alta Olejnik | 64. Jeanne Urban |
| 4. Robert Balink | 25. Doug Hantelman | 46. Pete Olejnik | 65. Ron Urban |
| 5. Barrett Benson | 26. Joni Hantelman | 47. Ralph Olson | 66. David Ury |
| 6. Luther Benson | 27. Kristal Harrison | 48. Richard Palkovic | 67. Phyllis Ury |
| 7. Tim Birch | 28. Richard Harrison | 49. Denise Phillips | 68. Tom Ury |
| 8. Manfred Bradley | 29. Larry Hannappel | 50. Tom Phillips | 69. Vicki Ury |
| 9. Ve Etta Bradley | 30. Tricia Jackson | 51. David Puerta | 70. Gwenda Valentine |
| 10. Tad Brown | 31. Walt Jenkins | 52. Sue Ellen Puerta | 71. Larry Valentine |
| 11. Chris Capshaw | 32. Dan Johnson | 53. Brent Renholm | 72. Jay Whalen |
| 12. Jonathan Capshaw | 33. Jolene Johnson | 54. Caryn Renholm | 73. Tanya Whalen |
| 13. Gail Creighbaum | 34. Keith Knudson | 55. Roseann Riggi-Knudson | 74. Ace Williams |
| 14. Jane Creighbaum | 35. Alice Lester | 56. Ted Severn | 75. Colleen Williams |
| 15. Pete DeFelice | 36. Jacob Lester | 57. Anne Silvers | 76. John Williams |
| 16. Steve Dombrowski | 37. Laurie Loewen | 58. Bud Silvers | 77. Laron Williams |
| 17. Brian Enger | 38. Lorren Loewen | 59. Anita Smith | 78. Debra Wynn |
| 18. Peggy Ferron | 39. Dean Mattes | 60. Steve Smith | 79. Ronald Wynn |
| 19. Mark Forbes | 40. Dick McGraw | 61. Tom Taylor | 80. Debbie Yale |
| 20. Jerry Fox | 41. Rick McGuffin | | 81. Gary Yale |
| 21. Kristi Gonzalez | 42. Jim Mesite | | |

Guests Present at the December Meeting – Welcome!

Andrew Swonger 2002 Z06 Coupe



It's Winter ...

December Meeting Minutes

The December meeting was called to order at 7:00 p.m. on December 7th 2023 by Board Member Chris Capshaw.

Thank you's once again go to Maroone Chevrolet-North, plus several anonymous door prize donors. The door prizes were enthusiastically chosen by the meeting attendee winners! Also, thanks to Maroone Chevrolet-North for providing the great facilities, tables, chairs and pre-meeting Christmas Cookies.

Opening Comments – Chris Capshaw (Scott Cronk was on a business trip. The DeSchepper's were on a vacation)

2024 Club Charity Voting – Chris Capshaw

Four Charity nominations were received by the Oct. 25th deadline. The 2023 Charity selection was voted on at the December Club Meeting. The Club Members selected The Foundation for School District 11. The charity funds are going to a great cause.

Member of the Season Drawing – Chris Capshaw

Pete Kulzer was selected as the Member of the Season, winning several free services from Mike Maroone-North Chevrolet.

Treasurer's Report – Gary Yale

The club funds are still fairly comfortable however our reserves are declining, mostly due to dwindling member participation at club events / activities.

Secretary Report – Pete DeFelice

No corrections or updates to the November 2023 minutes were noted. The November minutes were approved as posted.

With respect to club sponsors, both Mod Finishes and Under Pressure Performance have signed-on to advertise with us for a year! They both offer 10% club member discounts.

O'Reilly Auto Parts created a 10% nationwide corporate discount code for CSCC members. **The code number is 3419318.** Just tell the cashier you are a CSCC member and provide this code number when you make an O'Reilly's purchase.

Past Events

Homecoming Parade Update – Rick McGuffin. We had 32 Drivers and 54 different Corvettes participate in the 2023 Homecoming Parade program. Mesa Ridge provided the final donation. This program continues to be a huge success.

S'no Flakes Rallye – Dan and Linda McCarty – Were recognized for running this year's successful Rallye.

December 9 – The Rocky Mountain Region (RMR) Christmas Party – Walt Jenkins. Members were again encouraged to participate in this annual Christmas Party.

December 13 – Club Christmas Party – Chris Capshaw & Denise Phillips. The CSCC held their Annual Christmas Party at Wedgewood in Black Forest. This year's theme was "A Country Christmas." Chris and Denise as well as Kristi Gonzalez arranged classic entertainment, wonderful food, and just a great time for all.

New Business

Christmas Gift Cards – From Brent and Caryn Renholm

Just wanted to update you all on the Christmas gift cards. With your help we delivered 135 gift cards to 13 schools and one trailer park. We are receiving thank you cards and a Certificate of appreciation by one of the schools that will be displayed at the January meeting. A special thanks goes out to Colleen and John Williams, Vicki and Tom Ury, Dan and Linda McCarty, Alta and Pete Olejnik, Barb and Tom Hoepfner, Jackie and Gary Benson, Peggy Ferron, Pete DeFelice, and Caryn Renholm for all their help with purchasing, contacting, printing, coordinating and delivering the gift cards. Also, to all of you here. We could not do all of this without your donations and support.

Museum Update – Barrett Benson Bowling Green Corvette Assembly Plant will suspend plant tours in February 2024. See Barrett's article in this issue. In addition, Barrett mentioned that it is the 10th Anniversary of the infamous sinkhole event at the National Corvette Museum.

50 / 50 Drawing

Gail and Scott Applekamp scored this month's 50 / 50 drawing. They used some of those funds to place the winning bid on the Good News / Bad News Suitcase. This month's suitcase had a lot of Corvette and car-related prizes inside!

New Cars – Upgrades – Special News:

1. Richard Palkovic received his Accelerate Yellow 2024 Stingray Coupe.
2. Tad Brown picked up a LOADED 2019 Orange Z06 / Auto coupe.
3. Tony and Kristi Gonzalez finally scored their first Corvette speeding ticket in their efforts to support local police departments ...

Governors Report – Walt Jenkins

-Rocky Mountain Region (RMR) Update: Walt spoke of the upcoming NCCC leadership moves as well as new rules changes for 2024. He announced that the 2024 NCCC Convention will be held in Joplin MO. NCCC Dues are expected to rise around \$10.00 or so. More on this later. Finally, NCCC donated \$21,362 to St. Jude's Hospital For Children. See Walt's article in this newsletter.

-National Council of Corvette Clubs (NCCC) Update:

As the NCCC IT Director, Walt reiterated the upcoming update to the NCCC Website. Site needs to be upgraded to keep up with new browsers and the threat of nefarious individuals trying to corrupt the server. The website goes down for these fixes on Dec. 15th. Unsure when it will be back on line.

Upcoming Club Events & Activities:

Updated 2024 Club Roster distribution – Feb Membership Meeting.

New Members – Rick McGuffin

One guest was in attendance; Andrew Swonger, owner of a 2002 Z06 Coupe - Welcome!

The meeting adjourned at 7:53 p.m. yet members still socialized as they straightened up Maroone's Service Bay.

Minutes recorded by Pete DeFelice

The Club President encourages everyone to leave feedback in our online suggestion box that will be reviewed monthly by the board prior to each membership meeting.

Access the [CSCC suggestion box here.](#)

Upcoming 2024 Calendar / More!

<u>Date</u>	<u>Event</u>	<u>Location</u>	<u>Point of Contact</u>
Jan 02	CSCC Board Meeting	Gary and Debbie Yale Residence	Gary Yale
Jan 04	7 pm CSCC Club Meeting	Mike Maroone Chevrolet North	Scott Cronk
Jan 30	CSCC Board Meeting	Panino's Restaurant Downtown	Jodi DeSchepper
Feb 01	7 pm CSCC Club Meeting	Mike Maroone Chevrolet North	Scott Cronk
Feb 01	2024 CSCC Annual Roster Release	To Members	Pete DeFelice and Gary Yale
Mar 05	CSCC Board Meeting	Panino's Restaurant Downtown	Todd DeSchepper
Jun 01	Fun-In-The-Sun Car Show	Mike Maroone Chevrolet North	Rick McGuffin
Jul 21	Cone Zone Autocross	Douglas County Emerg Veh Ops Ctr (EVOC)	Larry Valentine
TBD	CSCC Annual Summer Picnic	Location TBD	TBD
Aug 10	Mike Maroone Car Show	Mike Maroone Chevrolet North	TBD
Aug 26 – 04 Sep	National Corvette Caravan	Bowling Green KY	Chris Capshaw
Sep 20 – 22	Gunnison Weekend	Gunnison CO (Hotel TBD)	TBD
Oct 20	Fall Autocross	Douglas County Emerg Veh Ops Ctr (EVOC)	Larry Valentine
Nov 03	S'no Flakes Rallye	Location TBD	TBD
Dec 12	Annual CSCC Christmas Party	Location TBD	TBD

Car Events Over Next SIX months: <https://facebook.com/groups/cocarsandcoffee/> OR <https://instagram.com/cocarsandcoffee/>

Calendar dates as of December 15, 2023.

For the latest updates, flyers, and pictures, check out events on our webpage: <http://www.coloradospringscorvetteclub.org/>

UPP UNDER PRESSURE PERFORMANCE
TURBO SYSTEMS

TURBO CHARGING DYNO TUNING FABRICATION MORE



C5 Chevrolet Corvette



C6 Chevrolet Corvette



C6 Z06 Chevrolet Corvette



C7 Chevrolet Corvette



C8 Chevrolet Corvette

- We specialize in Corvettes. Our tuner specializes in fuel injection and forced induction.
- We can help with your naturally aspirated or carbureted project too!
- Need a baseline or a full tune on your Corvette? UPP has you covered either way!
- We tune in house on a Dynamometer capable of measuring 1800+WHP per axle.
- Full dyno tunes are by appointment only, as we want to spend as much time with your Corvette as needed to meet your goals.
- Give us a call today for a comprehensive list of what we can tune, pricing and availability!
- We offer sales and installation of complete twin turbo systems complete with custom fabricated compatible plumbing and fuel delivery systems
- Our ASE Certified technicians are in-house fabricators that can design and build anything from intercooler piping to a full tube-frame chassis.
- Whether it be a simple fix on a cracked manifold or a custom exhaust for your race car, we have the experience and resources to build whatever you need!

UPP now offers a full tune for C8s and we are currently doing R&D on a twin turbo kit for the C8 platform as well

UPP offers the best in aftermarket suspension options. We are direct retailers for:
Belltech | Eibach | D2 | Koni | KW Suspension | KYB | RSR | Tein & More!
Our trained technicians can handle all of your suspension needs, from factory upkeep to full coil-over conversions.

CONTACT US

<https://uppturbo.com/>

📍 6035 Terminal Ave Colorado Springs, CO

📞 (719) 575-0202

✉ sales@uppturbo.com

• **10% DISCOUNT FOR COLORADO SPRINGS CORVETTE CLUB MEMBERS**



National Council of Corvette Clubs, Inc.

*We joined for the car
We stay for the people*

Governor's Report By Walt Jenkins

The November National Governors meeting of the NCCC was held on November 11th and the results from the voting for open positions were announced.

- There was only one open position up for grabs; Vice President of Competition, with a run-off between Rene Cardenas and Jack Alexander. Rene Cardenas was selected as the new VP of Competition.

Unopposed positions named:

- Allen Morris for Business Manager
- Ellen Schwartz for Secretary
- Tom West for Sergeant-of-Arms

All the Proposed Rule Changes passed. Here is a brief description of each rule change:

- 2023-R3 Clarified rule language regarding two events of the same type on the same day.
- 2022-R5 Allows Friday events after a Thursday Holiday , but no four day events.
- 2022-R6 Allows cancellation of National Standings under extraordinary circumstances.
- 2022-R8 Update flyer section removing addresses.
- 2022-R10 Increases national sanctions from ten to fourteen
- 2022-R14a Allows three events per session in Time Trial session.
- 2023-R1 "People's Choice Concours" is now called "Car Show" and deletes paragraphs on awards and class.
- 2023-R2 Men and Ladies standings will be divided into Speed Events and Non-Speed Events.
- 2023-R5 No judging engines for C8, no judging engines in concours best in show
- 2023-R6 Revised bonus points for FTD, must beat at least one other entrant.
- 2023-R7 Delete the ban on entrants riding as passengers.
- 2023-R8 Remove helmet requirement for Funkhanas under 10 MPH.
- 2023-R9 Use Rallye matrix for Funkhana scoring

By-law changes:

- BL-2023-1 Clarification for club in good standing
- BL-2023-2 Additional clarification for club in good standing.
- BL-20203-3 Annual by-law submissions

General NCCC Info:

- New NCCC Rule Book proposed to be posted by January 1st
- The NCCC web site shuts down December 15th for maintenance. The back-in-commission date is TBD
- The 2024 NCCC Convention will be held in Joplin, MO
- There will be earlier registration for the Joplin Convention.
- There is a bid for the 2025 NCCC Annual convention by the Midwest region, to be held in Wisconsin Dells WI
- The West Coast Region is the largest NCCC Region
- NCCC has approximately 240 clubs
- NCCC donated a total of \$21,362.00 to St. Jude Children's Hospital this year
- Insurance is the largest expense for NCCC, approximately \$180,000.00 yearly
- No electric cars will be allowed at NCCC events. Hybrids are allowed. This is following the recommendation of the insurance company. This needs to be noted on the event flyer.
 - Be sure to check the NCCC Rule Book for flyer rule changes

Starting in 2024: We will honor the Top Three overall point achievers as well as the Top Five in Speed Events (high speed, low speed and drags) and the Top Five in Non-Speed Events (car shows, Funkhanas and Rallyes). The Top Three overall are not eligible for the Top Five speed and Non-Speed honorees.

Also starting in 2024: Each club can have 6 Regional Events. This totals 20 Sanction Events for each club, 14 National and 6 Regional sanctions. Per NCCC rules you can have up to 7 Sanctioned Events in one day.



Ambassador

**Club Ambassador
to the NCM**
Barrett Benson
bsgaured@q.com

National Corvette Museum
corvettemuseum.org
1.800.538.3883



Corvette Assembly Plant Tours Suspended

Due to manufacturing advancements, GM recently announced that the Corvette Assembly Plant tours will be suspended beginning Monday, February 5, 2024. At this time, there is no confirmation date for plant tour resumption. As more information is made available, it will be shared by the Museum.

The National Corvette Museum (NCM) however will remain open to the public and continue regular operations. To reserve a tour "spot" through Friday, February 2, 2024, contact the Museum online at Corvette Museum Webpage. Tour scheduling takes place at the time of purchase. As of now, plant tours can only be booked through December 2023.

Tour History

While attending Washington University in St. Louis in the late 1950s and early 1960s, I frequently toured the Corvette Assembly Plant. During his early years with GM, Wilmer Cooksey, Jr. (Wil) worked in the St. Louis plant and was aware of the impact the tours had on Corvette enthusiasts. After the Corvette assembly plant moved to Kentucky in 1982, Wil, the Bowling Green Assembly Plant (BGAP) manager from February 1993 to March 2008, resumed them. Over the years, the BGAP tours became extremely popular. Initially, tours were booked directly with BGAP and conducted by Western Kentucky University students. The NCM took over booking the tours for the plant, using Corvette Assembly Plant retirees as guides.

In 2017, plant tours were suspended due to renovations that significantly altered the facility; the COVID epidemic extended the suspension. After a 5 year hiatus, plant manager Kai Spande announced at the September 2022 NCM's Annual Birthday Celebration that tours were again open to the public as of November 1, 2022.

NCM Insurance

Many CSCC members insure their Corvettes through the NCM. A range of annual mileage options, 1,000, 3,000 or 6,000 mileage tiers are offered to align with specific driving requirements. Any unused miles are carried over from year to year.

If you are planning to attend the NCM's Labor Day 2024 Annual Birthday Celebration, and drive your NCM-insured Corvette, be aware that the mileage options are not being waived. In the past, it was rumored that the mileage restrictions would be waived, but this is not true. I contacted Adam Boca, NCM Insurance Director, about the rumor. He said the options would not be waived. Because a round-trip journey between Colorado and the NCM is between 2,500 and 3,000 miles, you should choose the correct mileage option before beginning your trip.

FYI: One Corvette Club member with a new Corvette tried to initially insure the C8 for the agreed upon value option. The NCM insurance representative said it could not be done for 6 months. Adam Boca told me that the waiting period for the collector car insurance market is typically 1 year. The NCM was able to convince the carrier allow the NCM to change waiting period to 6 months. There are several reasons for this.

- Insurance Fraud - by locking in the purchase price the chance of someone taking advantage of the insurance policy is minimized.
- Long Term Inflated Value - the longer the car is produced the softer the market becomes. The C8 values are stabilizing with over 100,000 cars now produced.
- Total Loss - the insurance market right now is upside down partially due to inflation. If the vehicle is over insured and a total loss occurs, the insurance carrier would pay out more than it took in.
- Remember, an agreement takes 2 parties. If the agent does not agree with the value requested, the option will not be written. If market can substantiate the requested value, the option can be written.

Note: If you insure your Corvette through the NCM, buy raffle tickets, become a member or renew your membership, or attend a Museum event, please let me know at a meeting or by e-mail. Thanks ... *Barrett*

C8 Corvette Production News

by Motor Biscuit, Corvette Blogger and GM Authority

Mystery: Pontiac Purgatory Corvettes?

Chevrolet is shipping many completed 2024 Stingrays from the Bowling Green, Kentucky, manufacturing facility, not to dealers, but to a holding yard in Pontiac, MI. Some of these were even slated for R8C Museum Delivery too! As you know, new C8 Order Holders can track where their 2024 Corvettes are while in the assembly process, when they're complete, and when they are supposed to arrive at Chevrolet dealerships.

Since the beginning of 2024 C8 production on September 11, 2023, many have been posting on various Corvette forums that their 2024 Corvettes are now just sitting in Pontiac MI. And they're not happy about it. And the number of them sitting there now exceeds 100 cars. As of 5 December 2023, we know why they're there for sure.



The fact that it is a DCT issue also explains why the cars up in Michigan were all Stingrays, which have their own unique transmission. Those transmissions for the Stingrays were updated for the 2024 model year and they feature a redesign with one of the benefits being that that it no longer necessitates the adding of two quarts of transmission fluid for those taking their cars to the track.




There's been a lot of speculation as to why those cars were sent to Michigan, and every time one of those owners was able to talk to GM about the issue, the representative would refuse to confirm.

Now there's been a change, as at least two of those owners with cars parked in "Pontiac Purgatory" are now saying the issue all along has been the Dual Clutch Transmissions (DCT) for the Stingray.

The owners are both saying that representatives from GM's "Executive Resolution Board" have confirmed that their Corvettes were sent to Michigan due to a transmission problem. One of those owners writes that his car has finally moved inside the Penske Service Center for the repair as of 4 December 2023.

We still don't know if they are repairing or replacing the DCTs, but the reason for sending the cars to Michigan is that there was simply no room at the Corvette Assembly plant for that many cars to be fixed.



We also learned as of 5 December 2023 that another two of the Pontiac Purgatory Corvettes have been released from the Penske shop and are now on the way back to the National Corvette Museum where they will finally be R8C delivered to their new owners nearly three months after they rolled off the assembly line.

This is beginning to look similar to the early 2020 C8 Corvette launch. In that case, complete Corvettes went to Roush Engineering in Livonia, MI. GM has never revealed what that "detour" was all about.

SEMA 2023 Trip Report

by Diana Dittman

SEMA 2023 ... the annual Specialty Equipment Marketing Association show, in other words, *a motorheads dream*.



CSCC was represented at the 2023 SEMA Show by the Bochnak's and Dittman's as they attended this years event in Las Vegas on November 1-4. Over 2,400 automotive-related booths and exhibits (1.4 million square feet spread out over four large buildings just off the Las Vegas Strip) were on display with items ranging from tires, wraps, tools, electronics, racing, restoration, motors, and anything car/truck/SUV related. Yes, there were several Corvettes there too. And INCREDIBLE Show Cars!

Anything and everything in the automotive aftermarket industry is on display at SEMA. There were celebrity signings (and sightings to include: Chip Foose, Dave Kindig, Aaron Kaufman, Courtney Hansen, Joey Logano - just to name a few). There were drifting competitions, motocross competitions, and the epic Battle of the Builders. The talent of these car builders is absolutely incredible with plenty of vehicles to see.



The finale of this convention is called "SEMA Ignited" where these vehicles parade by with interviews being done, engines revving up, and a lot of gawking by the audience.

Can one ever get enough at SEMA?

The answer is a definite NO!

Naughty or Nice? CSCC Annual Christmas Party

by Chris Capshaw


A "White Christmas" Party once again ... It was a snowy evening on December 13th, when CSCC held their 2023 "Country Christmas" Party at Wedgewood Wedding Hall in Black Forest. There were many members dressed in their western attire, and sporting cowboy hats. Some brave members ventured onto the dance floor, while Country-Western and Classic Rock & Roll tunes were provided by the Wood Avenue Band. The food and service were wonderful, and the staff kept us hydrated as well. A tremendous thank-you goes out to Denise Phillips, and Kristi Gonzalez for all their time and hard work making the party a success. The party wrapped up early because of the weather, which allowed everyone to test their winter weather driving skills.



Corvette Trivia Quiz

by Scott Applekamp (Answers on Page 16)

1. True or False: Astronaut Alan Shepard was given a Corvette when he arrived back on Earth.
2. In what colors did the Apollo 12 astronauts receive on their 1969 Corvettes?
 - a. Can Am White and Monza Red
 - b. Tuxedo Black and Riverside Gold
 - c. LeMans Blue and Monza Red
 - d. Cortez Silver and Tuxedo Black
3. What year did GM end their "\$1.00 Corvette Lease" program for NASA astronauts?
 - a. 1970
 - b. 1971
 - c. 1975
 - d. 1976
4. What color Corvette was Neil Armstrong's 1967 Corvette Coupe?
 - a. Ermine White
 - b. Bolero Red
 - c. Nantucket Blue
 - d. Marina Blue
5. Of the list below, what year was the only one-year-only body design of the Corvette?
 - a. 1973
 - b. 1974
 - c. 1984
 - d. 1985
6. Where was the original production plant for the Corvette?
 - a. Bowling Green KY
 - b. St. Louis MO
 - c. Flint MI
 - d. Tonawanda NY
7. The C4 Grand Sport Editions was / were offered in?
 - a. Only 1996
 - b. 1995 and 1996
 - c. 1994, 1995 and 1996
 - d. All C4 years
8. What was the last year of C3 Corvettes to feature a convertible top?
 - a. 1973
 - b. 1974
 - c. 1975
 - d. 1976
9. What year did convertible tops return to the Corvette lineup?
 - a. 1985
 - b. 1986
 - c. 1987
 - d. 1988
10. What was the first year for the option of glass T-tops on a Corvette?
 - a. 1978
 - b. 1984
 - c. 1997
 - d. 2005




C1 – C3 Tech Info – By Popular Demand

Compiled by Pete DeFelice

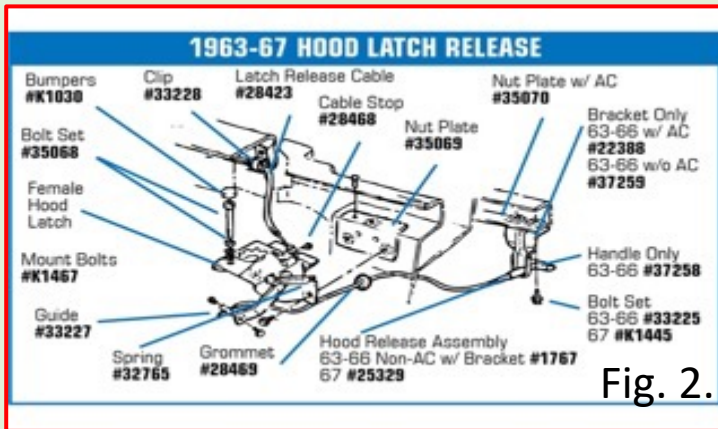
C1 Info: Converting to an alternator on a C1. (Figure 1)

Replacing your stock exhaust manifold with a stock manifold from a 1968 small block motor will give you the necessary mounting points. The '68 manifold is drilled and tapped on the end and will accept the late model single wire alternators. You will also be able to use the stock adjusting bracket if you mount yours on the left side of the car. Use a crossover mounting bracket like the '62 style piece which has the notch in the center for the newer style water pumps. The newer water pumps have a port that would otherwise be hidden. This piece has the slot for the generator adjusting bracket cut by the factory on the left side (drivers side). The original '59 piece also has the bracket opening on the left side should you have an original mount in your C1. The new belt can be purchased from Auto Zone and is a Kelly Springfield part # 15530. Just run a single 8 gauge wire to your battery from the alternator output post and your good to go.

For more info: [C1 Alternator Conversion](#)



C1 Engine with Alternator Conversion



C2 Hood Latch Mechanism

C2 Info: How to open the hood on a '63-67 Corvette when the release cable breaks. (Figure 2)

Never fear. There is one cable running from the release lever under the dash to the release mechanism under the hood. There are hood latches on both sides of the hood so assuming that the cross-connecting release cable is still intact the car can be jacked up on the drivers side and you'll find a small triangular panel held in place by three bolts. (if this cross-connect cable is broken, only one side will release) When you remove this panel (most of them are removed and discarded anyway), you can reach up into the engine compartment and manually pull the hood release on the drivers side which then will release both sides of the hood. More Info: [Hood Release Fix](#)

C3 Info: Door Spring Replacement.

1. Open the door & remove the old spring remains, if any.
2. Clean & lubricate both door rollers so they turn freely.
3. Clean & lubricate the spring holes & slots (both upper & lower) with silicone grease.
4. Open the door approximately 1/2 open (this is IMPORTANT) and while working from the bottom of the top door hinge, install the short end of the spring by raising it up on the FRONT side of the upper door hinge and into the top front spring hole. (A pencil type magnet may be useful in this installation)
5. While keeping the spring elevated, turn/twist the spring to install the top of the rear spring loop into the slot.
6. Allow the spring to fall/drop down while still engaged in both the top hole and slot, then open the door FULLY and navigate the lower spring front into the lower slot. This may require some GENTLE pulling on the lower spring to the rear of the car, while making certain the upper spring loop is installed with the front part of the loop as LOW as is possible and the back part of the loop is as high as possible, while still keeping the loop fully engaged in both the upper front hole and upper rear slot. At first, you may not think the spring can fit into the bottom slot, but it WILL fit, you just have to be patient and NEVER 'force' the spring, it WILL go into the slot, with 'gentle' persuasion if you have carefully followed these instructions.
7. After the lower part of the spring is installed into the lower slot, insert the special installation tool into the lower spring loop approximately 1/2" from the bottom of the loop, (some 'sticky' putty on the tool end may help with tool to spring friction) then push the tool toward the interior side of the car. When lined up with the lower rear hole, tap the spring upward into the hole to complete the installation. If difficult to access the lower spring loop with a hammer (due to door wiring, etc.), you may use a steel shaft, or you may be successful in tapping the installation tool upward, if friction between tool and lower spring loop is sufficient.
8. Remove the tool, and check for proper door spring operation. More Info: [C3 Door Spring Replacement](#)

C4 – C6 Tech Info – By Popular Demand

Compiled by Pete DeFelice

C4 Info: Floppy Door Panel Fix.

You too may be suffering from this issue, where the top of the door panel pulls off the door frame and hangs there, only be held on by a few door screws and pegs at the bottom. The reason this is because over time, the door panel top edge will pull away from the door frame top edge (due to heat and wear & tear), and the panel will never fit back on the door frame because it is warped. The solution is to make the door frame higher in order to fit inside the top curved portion of door panel.

1. From Lowes or Home Depot, purchase a bag of four 1" x 1/2" zinc-plated corner braces and screws by National (# 38613 227385 under the UPC bar). They are "L" shaped braces with a screw hole on each end (each end is 1" long by 1/2" wide, so both ends are identical). 2. Remove the door panel, you will see a row of several 10mm screws running the length of the top of the door frame. These are what we will use to affix the corner braces to the door frame. Select 2 of these screws, unscrew them (10mm socket), put one "L" corner brace over each hole in the door frame, and reattach the screws.

2. Put 2 corner braces on each door. The "L" braces should face the inside of the car. Then use a hammer and take a few taps to the corner braces in order to bend them inward SLIGHTLY (towards the inside of the car) to conform to the shape of the door panel. You only want them to bend about 10 degrees -- any more and the door panel will slide off.

3. Reattach the door panel by guiding the top of the panel onto your new braces (attach the door frame from above, lowering the door panel over the door frame and "L" braces, making sure to line up the edges of the door and screw holes). The curved, top edge of the door panel should fit over the door frame and the "L" braces will now fit inside the curved portion of the door panel to hold it on.

4. Reattach all the door handle parts and screws. Total cost \$4 and an hour of your time! For more info: [C4 Door Panel Fix](#)

C6 Info: End Link Replacement. (Figure 4)

1. The installation is simple and does not require much time or many tools to complete.

2. Replace the end links when replacing shocks making a simple job even easier.

3. The most important thing to remember when replacing the end links; the wheels should be hanging free on the front or rear. If one wheel is hanging free and the other wheel is loaded the end link will also be loaded making it difficult to remove and possibly dangerous.

4. This is not something you can do by jacking up one side of the Corvette at a time; it must be done with the front or rear jacked up.


5. An 18mm wrench is used to turn the nut while a T40 Torx bit holds the stud. Of course you can spin the stud on the old pieces for removal.

6. New end links are installed in the same manner as removal except an 8mm wrench is used to hold the stud. The 8mm hex on the end of the stud makes the job easier during the tightening process.

7. Once the nut is tightened on the stud with your 18mm wrench a torque wrench can be used to finish the job. All of the anti-roll bar end link stud nuts are torqued to 53 foot pounds.

More Pix and Info: [C5, C6, C7 End Link Replacement](#)

C5 Differential Plugs



C5 Info: Easy Diff Fluid Change.

1. Drive your C5 until it is warm, then raise it up high enough to reach both Fill and Drain Plugs. (Figure 3). It should be level, just like changing the oil. A lift obviously makes it easy.

2. Loosen, but do not remove the Diff Fill Plug.

3. Place a pan under the differential and remove the Drain Plug. Removing the Fill Plug at this time helps it to drain.

4. Let the old fluid drain completely. May take a while.

5. Wipe the drain and fill Areas completely.

6. Reinstall the Drain Plug. Tighten to 26 ft-lbs.


7. Fill until some fluid seeps out through the Fill port. It should take about 1.6 Quarts

8. Re-install the Fill Plug. Tighten to 26 ft-lbs.

9. Go for a drive and check for leaks.

Hint: To make life easier, make a special fill tube from some flexible PCV tubing hot glued to the cap of one bottle of fluid... More Info: [Easy C5 Diff Fluid Change](#)

C6 End Links



C7 – C8 Tech Info – By Popular Demand

Compiled by Pete DeFelice

C7 Info, Tech Tips & Tricks.

1. The Cup Holder divider is removable
2. The USB port is located in instrument panel storage compartment
3. The sun visors extend along the rod
4. The turn signal will chime if left on for more than 3/4 mile
5. "Favorites" can be used to save more than radio presets. For example, you can save Nav Destinations (like Home), contacts, tone settings, artists, songs, etc.
6. Some people find the HUD distracting. You can turn the HUD display off by holding down the image brightness 'down' button
7. With your windows rolled down and the alarm set, reaching into the car will trigger the car intrusion alarm (enhanced alarm system).
8. Presets located in the favorites bar can be renamed under the *Radio/Manage Favorites* settings
9. On the navigation screen, tap on the vehicle icon to have the current address of the vehicle overlaid on the map
10. Tune Select - for SiriusXM only, allows you to select an artist, song or program that will alert you when playing. It even alerts you on the HUD so you don't have to keep looking at the radio.
11. C7 Diagnostic Mode. If you feel like your C7 Stingray isn't operating at 100%, check out the Diagnostic Mode. (see below)
 - a. With the car powered off and the keys nearby, to enter Diagnostic Mode, press and hold the start button without your foot on the brake for 8-10 seconds.
 - b. This mode is used by the service technicians when troubleshooting electronic issues.
 - c. This will activate all of the electronics that typically do not come on in accessory mode, such as the heads up display and all of the driver selection screens. It can show you the status of many systems.

More Info: [C7 Tips and Tricks](#)



Fig. 8.

C8 Battery Location in Frunk

C8 In-Cabin Frunk Release Cable

Fig. 5.



C8 Info: Frunk / Battery Access with dead battery.

Your C8 Battery is dead. This is a pain. How do you get into your electrically-controlled/locked C8, then open the Frunk and access the battery?

1. Remove the manual blade key from your key fob.
2. Find the manual key lock cylinder located inside the driver's side intake scoop, at the top of the intake area .
3. Unlock and open the driver's door.
4. Find the manual Frunk release cable loop hanging under the dash between the brake pedal and left foot rest. This may take a while since this cable looks like a wire hanging. (Figure 5)
5. **Pull the loop TWICE to open the Frunk.** This cable is tight and pulling it will actually hurt. Adding a small carabiner makes pulling it much easier. (Figure 6)



C8 In-Cabin Frunk Release Cable with Carabiner

Fig. 6.



Fig. 7. REMOVE BATTERY COWL COVER

6. Remove Battery Cowl pieces (these pop right out) (Figure 7)
7. Access the battery as needed. (Figure 8)

More Info: [C8 Dead Battery Access](#)

LT Engines – The LT engine family was originally introduced in a carbureted style small block in 1970 for several years then reintroduced in a new design in 2014 for the C7 Corvette. The current GM LT engine family is a series of V8 engines that feature direct injection, variable valve timing, active fuel management, and other advanced technologies.

Mag Ride – Magnetic Selective Ride Control suspension system, optional on recent Corvettes

M6 or M7 – Six-speed or seven-speed manual transmissions. 2014 – 2019 C7's were the last Corvettes with manual transmission option available.

NCCC – National Council of Corvette Clubs. <http://www.corvettesnccc.org/>

NCM – National Corvette Museum. Located adjacent to the Corvette Assembly plant in Bowling Green KY, it is a museum of all things Corvette, plus it's also an inexpensive Corvette insurance provider. <https://www.corvettemuseum.org/>

NCRS – National Corvette Restorers Society is a community of dedicated Corvette lovers where the objective is the restoration, preservation, history and enjoyment of all Corvette models and configurations. NCRS judging is recognized around the world as the standard in determining Corvette originality. <https://www.ncrs.org/>

PDR – Performance Data Recorder for video and performance data available in C7 and C8 Corvettes.

R8C – Corvette Museum Delivery option code for new Corvettes.

Small Block – V8 Corvette engines produced with 265, 283, 305, 327 and 350 cubic inches.

Split Window – Term used to describe the iconic 1963 Corvette hard top coupes because of the one-model-year-only divided rear window.

RMR – Rocky Mountain Region, conglomerate of NCCC-sanctioned Corvette Clubs in Colorado, Montana, Utah and Wyoming of which CSCC is affiliated. [CSCC Website](#)

Ron Fellows – High Performance Driving School for C8 Corvettes and Cadillac V-series vehicles. It also includes SCCA and Racing School programs open to anyone. Located 55 miles west of Las Vegas NV at Spring Mountain Motor Resort & Country Club, it is much more than a racetrack. New C8 Corvette owners are offered discount attendance rates.

<https://www.springmountainmotorsports.com/driving-schools/corvette-performance-driving-schools>

TORCA – Top of the Rockies Corvette Club, based in Longmont CO. www.torcavettes.com

More to follow next month

December 2023 Corvette Trivia Answers

1. True, Alan Shepard was given a white 1962 Corvette.
2. b: Tuxedo Black and Riverside Gold.
3. b. 1971
4. d: Marina Blue
5. a. 1973. Corvettes from this year feature a rubber front bumper and a chrome rear bumper. All prior Vettes had featured front and rear chrome bumpers, and all future years would feature two rubber bumpers.
6. c. The first 300 Corvettes were produced by hand in Flint, Michigan. After that, mass production began in St. Louis Missouri, where it remained until the Bowling Green, Kentucky plant opened 1981.
7. b. C4 Grand Sports were produced in both 1995 and 1996 to mark the end of the C4 production. A total of 1,000 C4 GS Corvettes were produced, 810 coupes and 190 convertibles. The 1996 GS came with the high-performance LT4 V8 engine, producing 330 hp and 340 ft lbs. of torque. The C4 Grand Sport came only in Admiral Blue with a white stripe down the middle, 5-spoke black wheels, two red "hash marks" on the front driver's side wheel arch and special seat trim providing a distinctive look. The C4 Grand Sport also has wider tires and the coupes were outfitted with small rear fender flares. The C4 Grand Sport also had a unique VIN compared with the standard C4.
8. c. 1975
9. b. 1986
10. a. 1978



Our Services

Clear Bra

Ceramic Coating

cQuartz Services

Powder Coating

Paintless Dent Repair

Car Detailing

Headlight Restoration

Over 6500+ Colors To Choose From



We are your powder coating source to recolor
Brake Calipers – Wheels – Engine and Suspension Parts

We do Paint Protection, Window Tint and More

**10% DISCOUNT FOR COLO SPRINGS CORVETTE CLUB MEMBERS
(MANY ARE OUR CUSTOMERS ALREADY)**

Check Out Our Beautiful Creations Here:

<https://modfinishes.com/custom-gallery/>

CALL US TODAY
719.418.2428


Mod Finishes
6055 Terminal Ave
Colorado Springs, CO 80915
info@modfinishes.com
Phone: (719) 418-2428

<https://modfinishes.com/>

Hours of Operations:

Monday – Friday 9:00AM – 6:00PM
Saturday – Sunday Closed

Keep In Touch



The Colorado Springs Corvette Club makes no representations, or warranties regarding the items listed for sale in this newsletter. Please do not contact the Colorado Springs Corvette Club regarding the purchase or the specifications of these vehicles or parts. You should contact the selling party. This page is provided as a courtesy to our club members. The Colorado Springs Corvette Club is not responsible for, or does it make any claims, neither expressed, or implied, as to the mechanical condition, or specifications of any item listed.


For Sale

- 2005 Daytona Sunset Orange Coupe, Auto Trans
- Paint is perfect with zero touch-ups or blemishes
- Body color and transparent roof panels
- Body color ground effects
- Interior is all standard Corvette leather but from a later model ZR1
- All interior parts and engine components that could be painted are also painted in body color
- Wheels are from a 2009 ZR1
- Sale Includes a variety of engine compartment and interior upgrades, car cover and Targa wall mount storage rack
- Mileage is 26,400
- CarFax is clear with no outstanding issues
- Contact Dave Puerta for further details at: 719-442-0053, or davepuerta@comcast.net



For Sale

- 2017 Grand Sport Wheels in Brushed Silver
- Front wheels are 19 x 9.5 Rear Wheels are 20 x 12
- Excellent Condition, no scratches or blemishes
Asking \$1700
- Contact Ron Wynn at 719-337-9211



Colorado Springs Corvette Club



CORVETTE



BONUS!

Every Month you show up to a club meeting, you get your name entered in the pot.

We will draw a name every quarter for the "Corvette Club Member of the Season" (Spring, Summer, Fall, Winter)

You will also receive a special prize!!

Exclusive Club Discounts:

20% OFF Express Services

15% OFF Main Shop Services

10% OFF Accessories



BOOK NOW!
719-867-2990

MikeMarooneColorado.com

1570 Auto Mall Loop
Colorado Springs, CO
80920

Email Distribution List

To send an email to the entire club click below:
cscvettes@googlegroups.com

All new members are added to the list using their email address from the Club roster. For questions about the distribution list, contact:
treasurer@coloradospringscorvetteclub.org

Email Etiquette

Please limit email use to Club and Corvette related subjects, or items which may be of interest to the membership.
It is not intended for personal use, commentary, or to air grievances. If a member has a question about the appropriateness of a prospective email, the member needs to contact the Club President for guidance and/or approval.
In order to limit the number of unsolicited emails, when at all possible, please refrain from using the "Reply All" function, and only reply to the original sender.

NCCC National Council of Corvette Clubs Inc.

<https://corvettesnccc.org/>

NCCC Rocky Mountain Region (RMR) Website

[NCCC Rocky Mt Region Website](#)

For a list of:

- Regional Officers
- Regional Clubs
- Expanded list of the Regional Calendar of Events
- Event Results
- Race Number Registration Form
- Rules and Forms
- NCCC News
- For more, please visit and stay informed

These links are also available on the CSCC web site at:

<https://www.coloradospringscorvetteclub.org/>



33 Years Experience
Over \$100,000,000 sold.
719-310-2404
www.lutherbenson.com
Free Market Analysis

Luther Benson
Broker Owner
luther@lutherbenson.com

Do You Want to Advertise? Have Stuff for Sale?

CSCC Members may place a *PERSONAL* "For Sale" ad in the "VETTE SET" at no charge

For Business Ads, CSCC Members receive a 20% discount (or two months free) when purchasing one full year.

Rates for Non-member Business Ads in Vette Set are below. This includes placing your link on the CSCC Website as well

- Business Card-Sized Ad \$10.00 / month
- 1 / 4 Page-Sized Ad \$15.00 / month
- 1 / 2 Page-Sized Ad \$20.00 / month

Website & newsletter advertising deadline is 10th of the month



We're on the Web!

<https://www.coloradospringscorvetteclub.org/>

Colorado Springs Corvette Club, Inc.

P.O. Box 1986

Colorado Springs, CO 80901

Visit our Major Sponsor – Mike Maroone Chevrolet North

<https://www.mikemaroonechevroletnorth.com>

The Vette Set

*Colorado Springs Corvette Club, Inc.
Monthly Newsletter*

Volume 61 Issue 02 December 2023

